


8530/1-RCCB-STAA3N-100-63-000-4 Art. No. 316583



- Modular component for residual current monitoring
- Can be used for pulsating direct currents and alternating currents
- Fault protection, protection of persons and protection against electrical fires caused by residual currents to earth

### MY R. STAHL 8530B



The R. STAHL Series 8530 residual current circuit breaker is a component for residual current monitoring and switches off systems in the event of residual currents – for reliable protection of persons, even in hazardous areas. It is suitable for pulsating direct currents and alternating currents and is designed for rated operational currents of 16, 25, 40, or 63 A and rated residual currents of 10, 30, 100, 300 and 500 mA. The residual current tripping variants A, AS, AP-R, B, BS, B+ and F, as well as an A110 V version, are available.

### Technical Data

#### Explosion Protection

Application range (zones)	1, 2
Application range (Zone) note	For use in Zone 21/22 when protected by Ex tb/tc enclosure
IECEX gas certificate	IECEX FMG 19.0029U
IECEX gas explosion protection	Ex db eb IIC Gb
ATEX gas certificate	FM19ATEX0191U
ATEX gas explosion protection	Ex II 2 G Ex db eb IIC Gb
Certificates	ATEX (FM), Brazil (ULB), China (CQST), IECEX (FM)
Declaration of conformity	Certificate of conformity (ATEX), China (CCC)

#### Electrical Data

Rated operational voltage AC	230/400 V
Rated operational current	63 A
Frequency	50/60 Hz
Rated breaking capacity max	1 kA
Rated short-circuit current	10 kA
Electrical service life	10 <sup>4</sup>
Mechanical service life	2 x 10 <sup>4</sup>
Rated residual current	0.1 A
1st auxiliary function	without
1st auxiliary function for AC rated voltage	-
1st auxiliary function for rated current max.	-
2nd auxiliary function	without
2nd auxiliary function voltage AC	-
2nd auxiliary function voltage max. DC	-
Release type	Sensitive to alternating/pulse current

8530/1-RCCB-STAA3N-100-63-000-4 Art. No. 316583

### Electrical Data

No. of poles	3-pole + N
Back-up fuse	max. 100 A gG

### Ambient Conditions

Ambient temperature	-25 °C ... 55 °C
Ambient temperature	-13°F ... +131°F
Ambient temperature note	Different ambient temperatures are possible on request based on the current certificates

### Mechanical Data

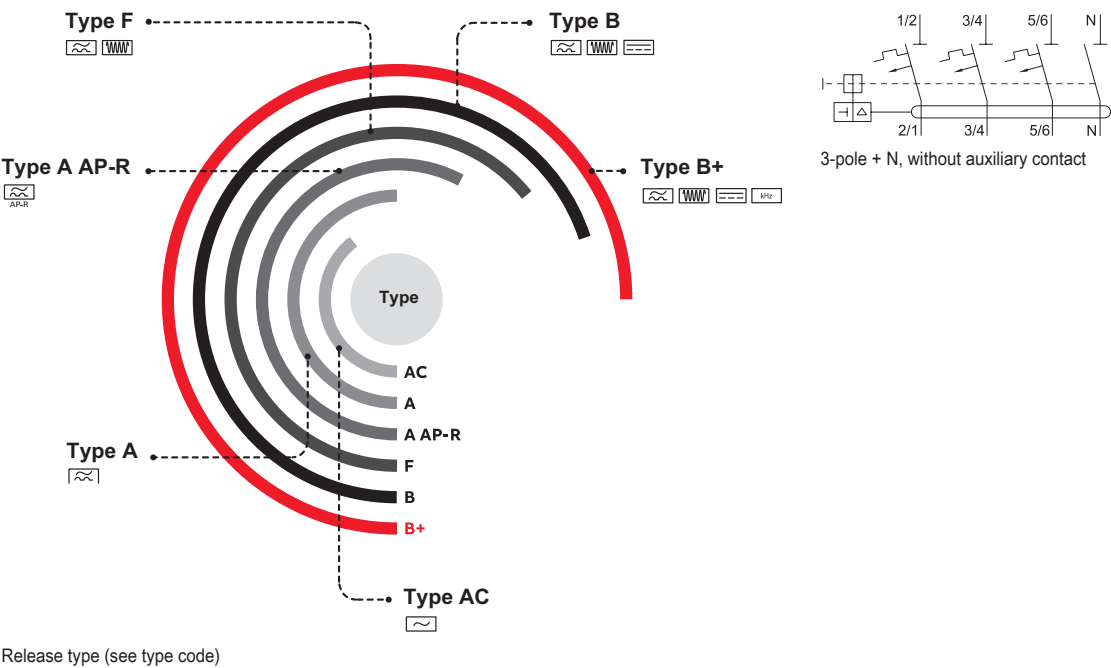
Degree of protection (IP) (IEC 60529)	IP2X
Enclosure material	Thermoplast
Connection cross section min.	1.5 mm <sup>2</sup>
Connection cross-section max.	25 mm <sup>2</sup>
Connection cross-section AWG min.	16 AWG
Connection cross-section AWG max.	4 AWG
Connection cross-section 2 min.	1.5 mm <sup>2</sup>
Connection cross-section 2 max.	10 mm <sup>2</sup>
Connection cross-section 2 AWG min.	16 AWG
Connection cross-section 2 AWG max.	8 AWG
Min. tightening torque	2 N · m
Max. tightening torque	3 N · m
Connection cross-section note	<b>2-conductor connection (top and bottom chambers at the same time):</b> - Top and bottom chambers max. 16/10 mm <sup>2</sup> (the maximum difference that can be clamped between the top and bottom chambers is equal to the cross-section.)  Refer to the operating instructions for the approved combination possibilities of the connection cross-sections.
Width	110 mm
Width, inches	4.33 in
Length	165 mm
Length in inches	6.5 in
Mounting depth	138.3 mm
Mounting depth in inches	5.44 in
Weight	1.8 kg
Weight	3.969 lb

### Mounting / Installation

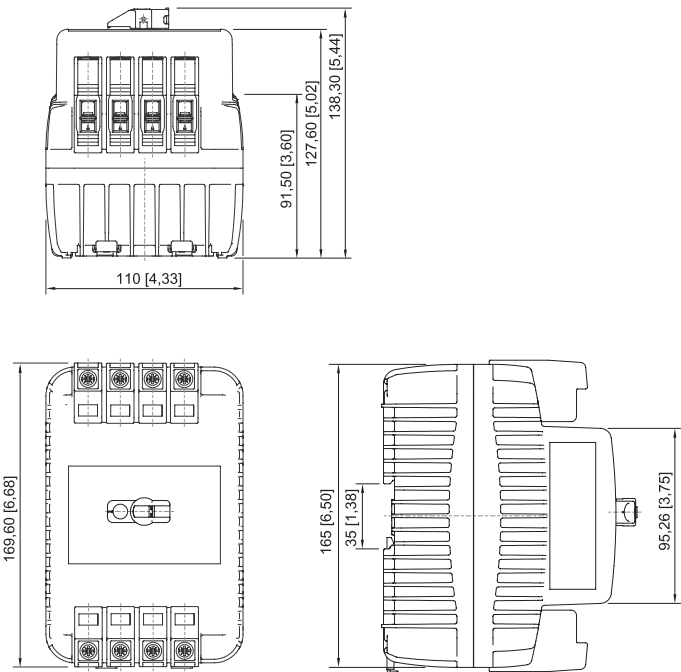
Tightening torque	2 – 3 N · m
Tightening torque lbf in	17.7 to 26.6 lbf-in
Tightening torque auxiliary contact	0.4 – 0.6 N · m
Tightening torque auxiliary contact lbf in	3.5 to 5.3 lbf in

8530/1-RCCB-STAA3N-100-63-000-4    Art. No. 316583

Technical Drawings – Subject to Alterations




Dimensional Drawings (All Dimensions in mm [inches]) – Subject to Alterations





8530/1; 4 horizontal pitches

Accessories

4-way locking device		Art. No.
	A lock-out/tag-out hasp for individually locking the component using up to four cylinder locks.	227232

8530/1-RCCB-STAA3N-100-63-000-4    Art. No. 316583

Cylinder lock		Art. No.
	for closing (bracket Ø 3)	107115
Fastening set		Art. No.
	A fastening set for fastening the component on the mounting plate without a DIN rail	276618

We reserve the right to make alterations to the technical data, dimensions, weights, designs and products available without notice. The illustrations cannot be considered binding.