

Control and signalling devices

Control device system Series ConSig 8150

Mushroom stay-put button

8150/5-V40-12E0X-15L07SA03 Art. No. 301292

STAHL



- Control stations with quadruple certification (NEC®, CE Code, ATEX, IECEx)
- Several assembly positions for effortless integration with existing wall mountings, which ensure compatibility with a wide range of products
- 316L stainless steel enclosure for excellent resistance to corrosion
- Offers a large number of pushbuttons, illuminated pushbuttons, control switches and LEDS for various configurations
- Customer-specific control stations are available upon request with various cable glands, contact options and additional certifications

MY R. STAHL 8150P

R. STAHL's device control system in the Universal Mounting Series 8150/5-V40 uses explosion-protected components with enclosures made of 316L stainless steel for ultimate flexibility, safety and durability in hazardous and hostile environments. The integrated mounting plate offers various mounting options for simple installation.

Technical Data

Explosion Protection

Area of application	European Union (ATEX) Canada IECEx USA
Application range (zones)	1, 2, 21, 22
IECEx gas certificate	IECEx PTB 09.0049
IECEx gas explosion protection	Ex db eb IIC T6 Gb
IECEx dust certificate	PTB 09 ATEX 1109
IECEx dust explosion protection	Ex tb IIIC T80 °C Db
ATEX gas certificate	PTB 09 ATEX 1109
ATEX gas explosion protection	Ex II 2 G Ex db eb IIC T6 Gb
ATEX dust certificate	PTB 09 ATEX 1109
ATEX dust explosion protection	Ex II 2 D Ex tb IIIC T80 °C Db
Certificate ULus	E182378V1S5
Marking ULus	Class I, Div. 2, Groups A,B,C,D Class II, III, Div. 2, Groups F,G Class I, Zone 1, AEx db eb IIC T6 Enclosure Type 3, 4, 4X
Certificate cUL	E182378V1S5
Marking cUL	Ex db eb IIC T6 Class I, Div. 2, Groups A,B,C,D Class II, III, Div. 2, Groups F,G Enclosure Type 3, 4, 4X
Certificates	ATEX (PTB), Canada (UL), IECEx (PTB), India (PESO), USA (UL)
Notes	Product label may vary. Series devices are labelled with ATEX, IECEx, NEC® and CE Code.

Electrical Data

Rated operational current	6 A
---------------------------	-----

Control and signalling devices

Control device system Series ConSig 8150

Mushroom stay-put button

8150/5-V40-12E0X-15L07SA03 Art. No. 301292

STAHL

Electrical Data

Rated operational voltage AC	IEC: 550 V NEC®, CE Code: 600 V
Rated operational power max. NEC[®], CE Code	720 VA
Notes	Depending on the installed components.

Ambient Conditions

Ambient temperature	-50 °C ... 60 °C
Ambient temperature	-58 °F ... +140 °F

Mechanical Data

Degree of protection (IP)	IP66
Degree of protection (IP) UL	IP66
Enclosure type (UL50 & UL50E)	3, 4, 4X
Enclosure material	Stainless steel 1.4404, (AISI 316L), brush finished
Silicone-free	No
Connection cross-section max.	2.5 mm ²
Solid connection cross section	0.32 – 2.5 mm ²
Connection cross-section AWG single stranded	22 AWG ... 14 AWG
Finely stranded connection cross section	0.32 – 2.5 mm ²
Finely stranded connection cross-section AWG	22 AWG ... 14 AWG
Cover fixing type	With captive screws, M6 stainless steel screws
Width	136 mm
Width, inches	5.355 in
Height	136 mm
Height in inches	5.3543 in
Depth	72 mm
Depth in inches	2.76 in
Seal	Silicone, foamed
Weight	2.33 kg
Weight	5.13 lb

Mounting / Installation

Tightening torque of cover screw 1	4.5 N · m
Tightening torque of cover screw 1 lbf in	35.4 lbf in

Components

Installation position middle	EM-STOP mushroom stay-put button 55, Red – (rotating arrow), With silicone seal
Built-in element middle	Contact element NC/NC
Flange and plates	Without flange
Cable glands and entries	NPT 3/4
Entry type	CMP adaptor
Entry 1	1 x CMP-737D M25-NPT 3/4" 737DM3T25
Entry 1 type	Metal adaptor
Entry 1	NPT 3/4"
Metal entry possible 1	Yes

Control and signalling devices

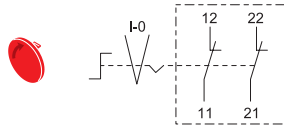
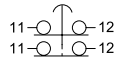
Control device system Series ConSig 8150

Mushroom stay-put button

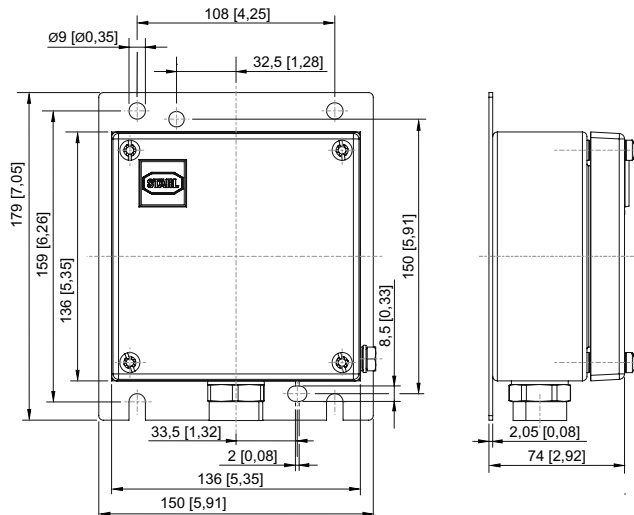
8150/5-V40-12E0X-15L07SA03 Art. No. 301292



Technical Drawings – Subject to Alterations



Dimensional Drawings (All Dimensions in mm [inches]) – Subject to Alterations



We reserve the right to make alterations to the technical data, dimensions, weights, designs and products available without notice. The illustrations cannot be considered binding.